CCO...to study and promote photography in all its branches... since 1894

Shutter Release

Journal of the Camera Club of Ottawa



June 2024

INSIDE THIS ISSUE:

Anatomy of a Portrait **Page 5**

End of Season Awards **Page 6**

2023-2024 Outings Round-Up **Page 7**

12 x 12 Challenge - 2024 **Page 8**

To Newfoundland and Back **Page 10**

Mat Cutting Tips **Page 15**

Print Competition #4 - Portraits - Black and White **Page 16**

Print Competition #4 - Open- Black and White **Page 17**

Print Competition #4 - Portraits– Colour **Page 18**

Print Competition #4 - Open– Colour **Page 19**

Slide Competition #5 - Nature **Page 20**

Slide Competition #5 - Open **Page 32**

Bob Young

Julie Rollinson

Niels Rasmussen

Contributors

Thanks to all the contributors: Simon Gardner, Charles Frost, Diane Holmes, Cari Hauraney, Peter Frank, Catherine Gardner

Cover Image

Portrait, Peter King, Ottawa Author by Simon Gardner

Back Cover Image

Willow Bud and Branch by Terry O'Hearn

Editor

Diane Holmes

Journal Copyright

Shutter Release is the journal of the Camera Club of Ottawa. Copyright © Camera Club of Ottawa, 2024, All rights reserved.

Association Membership

Camera Club of Ottawa is a Member of CAPA, the Canadian Association for Photographic Arts.

Find CCO On-line

https://www.cameraclubottawa.com

About the Club

Popular photography was still in its infancy when a group of enthusiasts formed the Camera Club of Ottawa in 1894. The organizers set as their objective "...to study and promote the art of photography in all its branches". Although it was a primitive art form at the time, club members soon gained competence and recognition in international salon competition.

Today, we maintain that objective. We strive to offer a variety of programs from regular meetings, competitions, workshops, field-trips and informal outings, to satisfy as many interests in photography as possible.

CCO Contact Information

President, Catherine Gardner
president@cameraclubottawa.ca

Treasurer & Membership Secretary, Niels Rasmussen
treasurer@cameraclubottawa.ca

Douglas Harvey

Upcoming Events

July - Mid–Summer Meet Up - TBA

September 10, 2024 - First Meeting, 2024-2025 season,
>Hintonburg Community Centre, 7PM

September 24, 2024 - Nick Didlick
>A Paris Olympics Photographer's Journey

October 1, 2024 - Christopher Dodds
>Birding

October 15, 2024 - Tom Bol and Cree Allison Bol
>Alaska, photographing the last frontier

November 12, 2024 - Rafael Pons
>Introduction to the PhotoPills application.

January 21, 2025 - Reed Hoffmann,
>Photographing the Kansas City Chiefs

February 4, 2025 - Nikon Ambassador Tzara Maud
>Portraiture

Dan Jones

Membership

Benefits: Speakers, workshops, regular meetings, competitions, outings, special interest groups, friends, social activity, club membership in CAPA, ample opportunity for learning and mentoring, and...the joy of being around photographers.

Joining is easy: Go to www.cameraclubottawa.com and choose the Membership Information tab. Scroll down for instructions, read the Code of Conduct, complete the Membership Application, create a User Account. You'll get a welcome letter with more information and helpful links.

Larry Chamney

Message from the President

Catherine Gardner

As another season ends, I would like to thank everyone for your continued support and encouragement. I would also like to thank all members for your feedback, suggestions and participation. While the meetings have ended, there will still be numerous opportunities to get out and shoot either on your own or with other members. Check out the CCO website and the CCO FB group for any upcoming shooting opportunities where you may be able to shoot for some of next years Print and Slide competitions, our annual My Summer Vacation, Essays and Portfolios and New Member Nights. Topics are listed on the CCO site.

I would like to congratulate all members who took home awards this year and all members who have advanced to the next competition level. While there are too many awards to list, I would like to mention three people who received special Awards.

John Dolson and Jim Kilpatrick both received a pre-paid membership for the 2024-2025 season for their efforts in getting CCO from ZOOM to Hybrid and back to full in-person meetings. A special award "Friend of CCO" was presented to Rod Trider who presented at our meetings sometimes with less than a day's notice, has judged prints and who has helped us with the way the Print competitions are now held.

If I do not see you before September 10th which will be our first meeting of the 2024-2025 season, please have a safe and happy summer and keep shooting!

Editor's Note

Diane Holmes

As a novice photographer, I'm still working on finding out what exactly I want to photograph and how I want to capture it. With every issue of Shutter Release, Camera Club speaker night and workshop, I find new things I want to try and gain insight into my own photographic "soul".

I look forward to the summer photographic season and anticipate seeing new sights, trying new things and building on my technical skills. I also look forward to seeing what my fellow club members produce for next season's competitions.

Happy Shooting!

Catherine Gardner

Diane Holmes

Janice Street

Anatomy of a Portrait

Simon Gardner



Diane Holmes, the Editor of Shutter Release, recently asked me if it would be okay to use one of my portrait images for the cover of the publication. I gave a quick thumbs up. So did the subject of the picture, Ottawa Author Peter King. A few days later, it occurred to me that club members might like some background into how the photo was taken. So, here is the story.

I have known Peter King for several years because we both belong to a men's organization in Ottawa. He is a prolific author of best-selling fiction books. I don't know much about his life, but he was born in Great Britain more than eighty years ago. He also spent many years in China and, as a result, speaks Chinese. A few years ago, he gave a fascinating presentation to the men's organization about the class system in China, revealing the lifestyles of the very poor all the way to the very wealthy. There is something about his playful personality, life experiences and facial features that I wanted to capture in a photograph. I told him I wanted to include his habit of smoking in the photograph. I recall telling him I was inspired by a portrait Yousuf Karsh had taken of the great American Playwright, Tennessee Williams. Karsh pictured him smoking.

The portrait session took place at Peter's home in the Byward Market. I took some time positioning Peter so that I could include an out-of-focus window in the background. I often do this because it adds depth to the photograph. The key is to make sure the window light is underexposed so it doesn't distract from the subject. The lighting on Peter is a simple side light and reflector setup. The only source of illumination is a single, powerful flashgun fitted inside a small softbox. The softbox is positioned about two feet from Peter's right shoulder. I placed a medium size white board about two feet from his left shoulder. This kind of simple cross-lighting brings out the character in Peter's face. If I had used broad frontal illumination, I think the portrait would be less impactful. The window in the background was underexposed by roughly 1.5 f stops. This was achieved by controlling the output of the flash and varying the shutter speed of the camera. To isolate Peter from the background, I used a short telephoto lens set at its widest f-stop. The lens I used is a bit special because it employs additional optical technology to produce a very soft background, just the effect I wanted.

With my camera on a tripod, I shot about 20 pictures. I recall we went through at least two cigarettes. I was happy with the resulting photographs because I think they reveal the depth of Peter's life experiences. The photos were shot as very large RAW files and then converted to Black and White in Capture One, a popular photo management and editing program. I did not do much editing because the files looked good straight from the camera.

Roy Sletcher made the print for the competition. He told me the technical quality of the file I gave him was excellent, but it is also clear that Roy is a Master of the printing process. (Roy gives a special deal for Club Members who enter prints into CCO competitions.)

Technical details: ISO 200, 1/160 of second, f 6.3 (aperture of the lens is f 5.6 so it was used almost wide open) Camera: Sony A7R MK5. Lens: Sony 100mm STF Portrait lens. Flash: Sony 60RM radio controlled flash. Induro Carbon Fibre Tripod.

End of Season Awards 2023-2024

Best Black and White Print - Simon Gardner
Best Black and White Print - Novice - Peggy Ann DesForges
Best Black and White Print - Intermediate - René Bastien

Best Colour Print - John Dolson
Best Colour Slide - Dan Jones
Best Black and White Slide - Craig Maskell
Best Nature Slide - Konrad Wee

Best Black and White Portrait - Simon Gardner
Best Colour Portrait - Novice - René Bastien
Best Colour Portrait - Advanced - Cari Hauraney

High Aggregate Black and White Prints - Novice - Lynn Dion
High Aggregate Black and White Prints - Intermediate - Janice Street
High Aggregate Black and White Prints - Advanced - John Dolson

High Aggregate Colour Prints - Novice - René Bastien
High Aggregate Colour Prints - Intermediate - John Dolson
High Aggregate Colour Prints - Advanced - Janice Street

High Aggregate Colour Slides - Novice - Amy Kagerer
High Aggregate Colour Slides - Intermediate - Lynn Dion
High Aggregate Colour Slides - Advanced - Simon Gardner

Promotion from Advanced to Master in Slides - Cari Hauraney
High Achievement in Slide Competitions - Simon Gardner

Presidents Awards

Ellen Chassé - Facebook Page Management and Membership Development
Satvinder Singh - Contribution to Workshops and Challenges
Tony DeLuca - Contribution to Workshops and Challenges
Dan Jones - Contribution to help members improve through Critique Nights
John Dolson - Contribution in Developing an Innovative Judging Process for Print Competitions
Jim Kirkpatrick - Contribution Toward Maintaining the Operation of the Club and the Club's Membership
John Dolson - Contribution Toward Maintaining the Operation of the Club and the Club's Membership
Peter Frank - Managing the Club Website and Keeping us on our Toes
Roy Sletcher - Contribution in Assisting Members to Print Images

Friend of the Club Award

Rod Trider - Contribution in Assisting Members in Developing their Photographic Skills

Competition Level Progressions 2023-2024

Congratulations to all members who advanced to the next competition level this year. Details on the progression process are available in the Club's Operation Manual located on the website under the Organization tab, Documents and Files to Download, Club Documents, Club Manuals and Forms.

Slides: Novice to Intermediate
René Bastien
Larry Chamney
Lauren Difruscio
Christopher Ian Doris
Diane Holmes
Amy Kagerer
Tessy Morelli
Terry O'Hearn
Lois Sowden-Plunkett

Slides: Intermediate to Advanced
Lynn Dion
Claire Lepage
Masuma Rahimtula
Kevin Reynolds
Alex Roussakis

Slides: Advanced to Master
Cari Hauraney

Prints: BW Novice to Intermediate
Lynn Dion
Diane Holmes

Prints: Colour Novice to Intermediate
René Bastien
Larry Chamney

Prints: Colour Intermediate to Advanced
John Dolson
Cari Hauraney

2023-2024 Outings Round-Up
Cari Hauraney

For the 2023/24 Season the Club had five outings. The first three outings occurred during the summer and fall of 2023. All were self directed or in partnership with the Ottawa Shutterbugs. They included the 2023 Tulip Festival, the 2023 Lac Leamy Fireworks Shows, and Fall Fairs and Exhibitions. The club viewed these slideshows at meetings last Fall.

In 2024, a few members braved Preston Street on a cold January day for some Urban Photography and viewed the permanent outdoor display of the SPAO Photowalk. April found members at the Canada Agriculture Museum on the Central Experimental Farm, where we met many baby farm animals and learned about some of the research that has occurred there since the establishment of the Farm. Members returned to this year's Tulip Festival for more beautiful photos and on May 25th there was an outing to the Franktown Lilac Festival.

Alex Roussakis will be assisting me in planning more outings for next season. We hope to bring the club more outings soon!

Cari Hauraney

Michele Baddoo

Konrad Wee

Amy Kagerer

Naomi Steele

12 x 12 Challenge - 2024

The club had 164 images submitted for the year end 12 x 12 Challenge. Club members voted for the best image for each topic at the viewing event. These images have not been post processed other than cropping.

Naomi Steele
Best Image - Up and Down My Street

Catherine Gardner
Best Image - Self Portrait

John Dolson
Best Image - Within Six Feet

Ellen Chassé
Best Image - Side Lighting

Catherine Gardner
Best Image - Juxtaposition

John Dolson
Best Image - Spring is Coming

12 x 12 Challenge - 2024

Catherine Gardner
Best Image - Long Shadows

Dennis Cartwright
Best Image - Reflections

John Dolson
Best Image - Favourite Colour

Michele Baddoo
Best Image - Vintage

Naomi Steele
Best Image - Favourite Spot at Home

Carolyn Andrews
Best Image - Everyday Objects

To Newfoundland and Back
by Diane Holmes

In the spring of 2023, I retired from my office job and decided to embark on a Grand Tour of the East Coast for a month of photography and birding, exploring all the trails I could find. I investigated flights, hotels, rental cars, and RVs, but was discouraged by the cost. How could I make this trip work on a low budget? Camping! I thought, but with all the moving around, did I want to be setting up a tent every night? Hmmm…my dad has a van he's not using much…

And so, the planning began. I would sleep in the van, drive directly to Newfoundland and then leisurely make my way back to Ottawa. I planned to be away for about a month, just me and the open road. Gosh, that's a lot of driving…wouldn't it be nice to have someone to share the drive out to Newfoundland? I was certain (not really) that my husband, Jeff, would enjoy the trip. After much cajoling and convincing, he agreed to join me for the drive out, but he couldn't take a month away from work. It was decided that he would fly back to Ottawa from Gander. But wait, if he's with me, then who's taking care of the dog? And so, Dory the Labrador Retriever was also added to the party. She would stay with me and keep me company after Jeff flew home.

Planning the itinerary and deciding what gear I needed took up most of April and May. Bear spray and a new backpack to carry my camera were purchased, along with a tick removal tool and waterproof clothing. I waxed poetic about all the things I would do and see to anyone who would listen. My friend, Amy, wished that she could take the trip too, but she couldn't be away from work for a month either. I suggested she join me for part of the journey home. She booked a flight to Sydney, Nova Scotia, and just like that, I had a companion for the Cabot Trail and Fundy.

Jeff and I set out as planned on July 24th with Dory in the back. We didn't do much trail walking until we arrived in Newfoundland, but we did walk the lovely Maliseet Trail near Woodstock, NB. This 3km trail is rated easy on All Trails and was my first planned trail walk of the trip. Turns out, "easy" is a subjective term. I suppose it was easy, in a way. The trail was clearly marked, and we didn't get lost, it was just uphill…the whole way. Back in the car, I looked over my planned trail itinerary and started to rethink things a bit.

Dory on the beach in Peterview, NFLD

Waterfall on Maliseet Trail, NB

Jumping forward through a lot of driving and Dory's first saltwater swim near Antigonish, we arrived via ferry in Port aux Basques, tired and cranky, in the cold rainy early morning hours of July 28th. The sun eventually came out on the three hour drive to Corner Brook where we stayed at a BnB in Gillams on the other side of the Bay of Islands. We walked nearby Heritage Trail twice as it was so pretty, running alongside a picturesque stream. Also in Gillams, is the Colette Urban Memorial Walking Trail which runs uphill to a spectacular view over the Bay.

Corner Brook itself is set in a bowl shaped valley with neighbourhoods surrounding the downtown on steep hills. Nearby Bottle Cove has breathtaking views over the ocean. Also nearby is the trail at Little Port that follows the side of a ridge out to a secluded cove. Both are well worth visiting if you are in the neighbourhood. Jeff and I spent three days walking the trails and he finally started to understand my enthusiasm for Newfoundland. I carried my new Nikon D7500 in its pricey backpack up and down and around. Lots of birds heard in the woods. Zero birds photographed. Tramping through the woods with an energetic Labrador Retriever is not conducive to birding.

The day for Jeff to fly home arrived. We left Corner Brook for Gander where I kissed my hubby goodbye. Dory and I headed to Terra Nova National Park where we would stay for the next four nights. We spent our time at Terra Nova walking the Coastal Trail every day. Dory had lots of illegal off-leash swims in Newman Sound and got her feet wet at Pissamere Falls. We slept like logs every night, cozy and comfy in the van. Bird photos. Zero.

If you haven't been to Bonavista, a trip down the coast to Elliston to see the puffins and a zodiac whale-watching tour are a must while you are there. Lunch at the Little Dairy King is recommended too. Dory and I walked the coastline, she shared my fries at the Dairy King, and swam in the bay near Elliston. I made a quick foray out to photograph the puffins, leaving Dory in the van for short time as dogs are not allowed at the puffin viewing area.

Little Port, NFLD

Newman Sound, Terra Nova National Park, NFLD

Bonavista, NFLD

Bottle Cove, NFLD

Puffin, Elliston, NFLD

Before the rain, Skerwink Trail, NFLD

After setting up camp at Lockston Path Provincial Park, Dory and I headed out the next morning to the trailhead of the legendary Skerwink Trail prepared to walk the shoreline and take lots of pictures of scenic vistas. About 1 km along the trail, the rain started. Not a pleasant warm shower kind of rain. More of a cold, driving, pounding, drenching sort of rain. I stopped and put on my rain gear. We trudged on for a while. Even Dory, whose motto is, “the colder, the wetter, the better,” started to look discouraged. I finally realized that the landscape was so obscured that I wouldn’t even be able to see the scenic ocean vistas once we got to them. We turned around and headed back to the van. At the campground, I looked at the weather forecast. It didn’t look good. I had planned 3 nights at Bonavista, but I had been there the year before, so I decided to pack up and head for a friend’s place in Norris Arm earlier than planned. This was a good idea as it rained for the next eight days straight!

Norris Arm is a small community about halfway between Gander and Grand Falls-Windsor. Dory and I spent five days with my friends and their dogs getting in walks between rain showers and doing laundry. We managed to get in a trip to nearby Peterview where the dogs had a good swim. If you’re in the area, drive for an hour up to Twillingate and walk the trail around French Beach. I had a ferry to catch on August 13th so on the 11th, we headed off, in the rain, to our next stop, Barachois Pond Provincial Park.

Barachois Pond is a beautiful campground. Most of the sites are along the shoreline. Dory and I got in some nice walks and swims (in the rain) while we were there. It would have been glorious if the sun would just shine! We spent two wet nights, then left for the ferry at Port Aux Basques. While we waited for our overnight ferry, we spent the afternoon at Grand Bay West Beach where the sun finally came out and shone on us for the rest of the day.

The ferry ride was miserable. A loud snorer had me leaving my comfy reserved seat to sleep on a hard bench in a hallway. The next morning, when we got off the ferry, I discovered that Dory had peed the bed, hers, and mine! I can only guess that she wasn’t feeling well or was stressed by the voyage. I spent that morning finding a laundromat, dragging everything out of the van, washing all the bedding, and rearranging everything. Note to dog lovers, reserve the ferry early and get a dog-friendly room! After doing the laundry, Dory and I headed for Polar Bear Beach where we spent some time watching the boats go by and swimming before heading to the airport where we would pick up Amy.

Amy arrived on time, enthusiastic and raring to go. We set out for Cape Breton Highlands National Park and our first campsite at Ingonish Beach. We arrived and set up camp. There were bugs. Lots of bugs. Blackflies or, as they call them, no-see-ums. What on earth was going on? It was August 14th, surely bug season was over. Well, maybe in Ottawa, but not in Nova Scotia apparently. They were merciless, all over us, the dog, in our ears, eyes...you get the picture. My bug spray did absolutely nothing to fend them off. When I finally read the label, I realized that I had health-consciously bought a Deet-free formula. Amy too. We went to a store the next day and bought some industrial-strength bug spray. It helped...a bit.

Bugs not withstanding, we had a great time for the next three days. We white-knuckle drove around Cape Smokey (we're both afraid of heights), walked the Middle Head, Corney Brook, and Le Buttereau Trails, and caught the sunset on the Gulf of St. Lawrence. We saw seals one day off the coast. Dory got wet somewhere every day. We spent an afternoon on Chéticamp Island where we finally saw some birds: Sandpipers, Eurasian Whimbrels, Semi-palmated Plovers, and an Arctic Tern.

We drove on towards Fundy, making several stops along the way. At the Amherst Point Bird Sanctuary, whose website boasts over 200 species of birds, in the cold, damp drizzle, we saw one Common Yellow Throat. We saw thousands of sandpipers flocking at the NCC Shorebird Reserve and Interpretive Centre. The viewing area is set back from the water, and my pictures don't do justice to the scene. We spent a few hours at the Sackville Waterfowl Park which is a combination of trail and boardwalk through a large marshy pond area. Dogs are allowed on a leash, and Dory embarrassed me at the first opportunity by jumping off the boardwalk into the murky water. Once I hauled her out, we had a great time walking and spotting Gadwalls, Widgeons, and Kingfishers. It's worth a visit if you're in the area.

Eurasian Whimbrel, Chéticamp, NS

Arctic Tern, Chéticamp, NS

White Rumped Sandpiper, Chéticamp, NS

After a stop in Shediac and a night in Moncton, we headed for Fundy National Park. Our site was in the Point Wolfe campground not far from the town of Alma. We visited Hopewell Rocks Provincial Park at low tide and walked along the beach. We slipped and slid up and down hills through mud on the Matthews Head Trail and were rewarded with some nice views. Along the Shiphaven Trail, we took pictures of the covered bridge. Amy spotted a Ring-Necked Pheasant on the sidewalk as we were passing through Alma one day. I quickly pulled the car over, and we beat through the undergrowth at the side of the road and snagged some good pictures. I think that pheasant was the highlight of the trip!

We were now on the final leg of our journey. We stopped at Quebec Parc National du Lac-Témiscouata for a night. This is a lovely park. It's a bit off the main highway, but once you are there it is very beautiful. That night Amy's air mattress sprung a leak, and we woke up to a temperature of about 5 degrees. The forces of the universe were telling us it was time to go home! We spent the last night of our trip at a hotel near Noyan where we stopped to visit Amy's father. The next morning, we headed back to Ottawa.

Over the month, we put 7145 km on Dad's van and had to jumpstart it twice. We stayed in four hotels, one Airbnb, three National Parks, three Provincial Parks, and one Quebec National Park (is that a national park or a provincial park technically?) I photographed at least 6 waterfalls and 10, new to me, species of birds. Dory got wet in countless bodies of water. We changed our timelines, our trail choices, and our reservations countless times along the way. We saw fewer birds than I thought we would, and I rarely walked the trail I expected to walk on the day I expected to walk it. The bear spray, my fancy new backpack, and the tick removers spent most of the trip in the back of the van under a pile of other stuff. Moral of the story: have a sense of humor and be flexible. Would I do it again? Sure! There is still so much to see!

Gadwall, Sackville Waterfowl Park, NB

American Wigeon, Sackville Waterfowl Park, NB

Ring Necked Pheasant, Alma, NB

Mat Cutting Tips for Competition Prints
Charles Frost

CCO members need to buy or make their own print mats to enter competitions. Standard size mats are readily available in art supply stores, but often a print can be a non-standard aspect ratio or size. Custom mats at a framing shop are really expensive, hence the motivation for diy. Making mats oneself is a subject that is best learned during a hands-on workshop, but I will provide a little information for those who want to try on their own.

Phase 1: Gather supplies and equipment

- your photo printed with a border
- mat board
- ruler, square and Xacto knife
- pencils, eraser, tape (Scotch magic transparent tape or equivalent)
- Bristol board or similar paper for backing
- mat cutter with blades (CCO has Logan model 301s)

Phase 2: Design

Measure the image area of your print. The mat opening has to be a little smaller than the image size. On a piece of scrap paper draw two concentric rectangles and mark the dimensions of the opening. Now add the desired width of the mat, typically 1.5 to 2.5 inches on each side. Add the numbers up vertically and horizontally to get the outside dimensions of your mat. These do not need to be round numbers because these mats are not going into a frame.

Phase 3: Production

Put the mat face down and mark the outside dimensions. Consult the video or the user manual for the details of mat cutter functions. Keeping the mat face down, use the square cutter to cut the outside edges. Now set the cutter fence to the mat width and mark all four inside edges on the back of the mat. Then use the bevel cutter to cut the opening. The lines previously drawn serve as start and stop marks. If a cut is incomplete, use the Xacto knife to finish it.

Phase 4: Assembly

Align the print with the opening and secure it with tape. Finally cut some Bristol board or similar boxboard about two inches smaller than the mat. Tape that down also. Transcribe your print identification onto the back of the sandwich.

Voila! You're ready to enter a print competition. If you need help, sign up for a mat cutting workshop in the fall.

Simon Gardner

Bob Young

Peter Frank

Print Competition #4

Topic - Portrait, Black and White

Award of Excellence: Simon Gardner (on front cover), Tony DeLuca,
Honourable Mention: Roy Sletcher

Roy Sletcher

Tony DeLuca



Tony DeLuca

Roy Sletcher

Print Competition #4

Topic - Open, Black and White

Award of Excellence: Janice Street

Honourable Mention: Donna Fleming, Terry O'Hearn

Janice Street

Terry O'Hearn

Terry O'Hearn

Donna Fleming

Print Competition #4

Topic - Portrait, Colour

Award of Excellence: René Bastien, Cari Hauraney, Gary Thayer

Honourable Mention: René Bastien (next page)

Gary Thayer

René Bastien

Cari Hauraney

Print Competition #4

Topic - Portrait, Colour

René Bastien

René Bastien

Topic - Open, Colour

Honourable Mention: Cari Hauraney, Terry O'Hearn

Cari Hauraney

Terry O'Hearn

Slide Competition #5

Topic - Nature

Award of Excellence: Susan Allenby, Michele Baddoo, René Bastien, Ellen Chassé, John Clement, Lynn Dion, Ian Doris, Catherine Gardner, Simon Gardner, Douglas Harvey, Cari Hauraney, Dan Jones, Amy Kagerer, Darrell Larose, John Law, Claire Lepage, Ed Luinstra, Craig Maskell, Terry O'Hearn, Randy Plunkett, Jeffrey Poll, Masuma Rahimtula, Kevin Reynolds, Lois Sowden-Plunkett, Stephen Stephen, Janice Street, Gary Thayer, Konrad Wee

Honourable Mention: Barbara Adams, Susan Allenby, Michele Baddoo, Tony DeLuca, Peter Frank, Catherine Gardner, Simon Gardner, Douglas Harvey, Cari Hauraney, Diane Holmes, Dan Jones, Amy Kagerer, Darrell Larose, John Law, Claire Lepage, Tessy Morelli, Terry O'Hearn (back cover), Ian Patrick, Randy Plunkett, Jeffrey Poll, Masuma Rahimtula, Niels Rasmussen, Julie Rollinson, Alex Roussakis, Jim Shields, Lois Sowden-Plukett, Stephen Stephen, Janice Street, Bob Young

Claire Lepage

Douglas Harvey

Lynn Dion

Craig Maskell

Slide Competition #5

Topic - Nature

Michele Baddoo

Craig Maskell

Terry O'Hearn

René Bastien

Dan Jones

Craig Maskell

Slide Competition #5

Topic - Nature

Gary Thayer

Claire Lepage

Craig Maskell



Masuma Rahimtula

Michele Baddoo

Kevin Reynolds

Slide Competition #5

Topic - Nature

Craig Maskell

Michele Baddoo

Jeffrey Poll

Kevin Reynolds

Konrad Wee

Slide Competition #5

Topic - Nature



Claire Lepage

John Law

Susan Allenby

Janice Street

Amy Kagerer

Slide Competition #5

Topic - Nature

John Clement

Susan Allenby

Catherine Gardner

Darrell Larose

John Law

Slide Competition #5

Topic - Nature

Kevin Reynolds

Ed Luinstra

Amy Kagerer

Simon Gardner

Catherine Gardner

Konrad Wee

Slide Competition #5

Topic - Nature

Amy Kagerer

Janice Street

Ed Luinstra

Susan Allenby

Stephen Stephen

Konrad Wee

Slide Competition #5

Topic - Nature

Lois Sowden-Plunkett

Ed Luinstra

Ellen Chassé

Lynn Dion

Slide Competition #5

Topic - Nature

Simon Gardner

Simon Gardner

Lois Sowden-Plunkett

Ian Doris

Ed Luinstra

Slide Competition #5

Topic - Nature

Lynn Dion

Janice Street

Lois Sowden-Plunkett

Cari Hauraney

Ian Doris

Darrell Larose

Slide Competition #5

Topic - Nature

Kevin Reynolds

Konrad Wee

René Bastien

Stephen Stephen

René Bastien

René Bastien

Slide Competition #5

Topic - Open

Award of Excellence: Barbara Adams, Larry Chamney, Ian Doris, Diane Holmes, Darrell Larose, Terry O'Hearn, Masuma Rahimtula, Julie Rollinson

Honourable Mention: Larry Chamney, Tony DeLuca, Cari Hauraney, Randy Plunkett, Masuma Rahimtula, Niels Rasmussen



Terry O'Hearn

Rahimtula Masuma



Diane Holmes

Julie Rollinson

Larry Chamney

Slide Competition #5

Topic - Open

Ian Doris



Larry Chamney

Barbara Adams

Darrel Larose