CCO...to study and promote photography in all its branches... since 1894

Shutter Release

Journal of the Camera Club of Ottawa

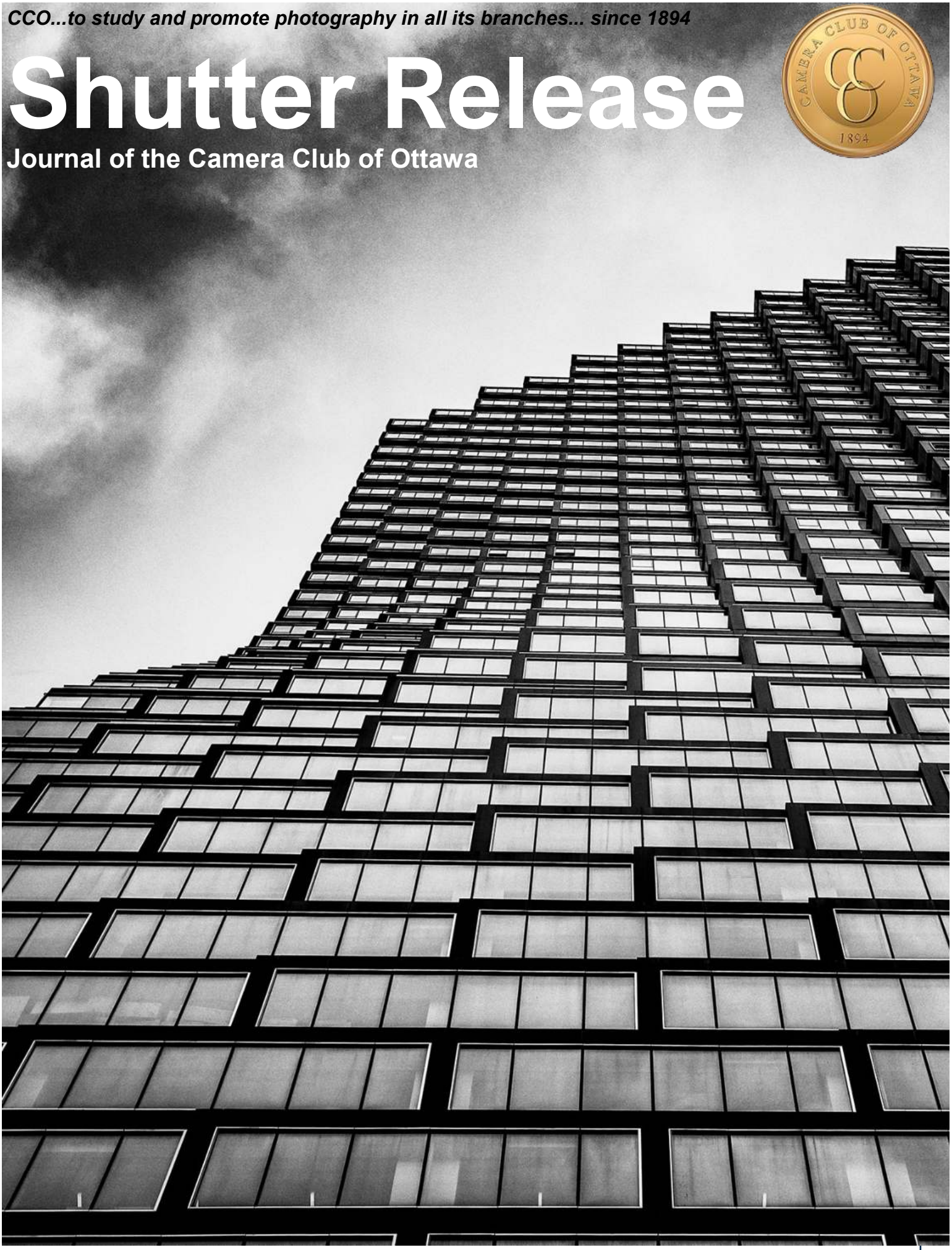

December 2023

INSIDE THIS ISSUE:

Photo Magazines in the Digital Era **Page 6.**

Escaping Ottawa's Winter - Columbia & Equador **Page 9.**

Bird Photography in Florida **Page 11.**

Solar Eclipse Photography **Page 14.**

Slides Competition #1 **Page 16.**

Prints Competition #1 **Page 18.**

Prints Competition #2 **Page 20.**

Slides Competition #2 **Page 25.**

Ellen Chassé

Ed Luinstra

Amy Kagerer

Contributors

Thanks to all the contributors: Catherine Gardner, Craig Maskell, Bob Young, Ed Luinstra, Dennis Cartwright, Peter Frank, Niels Rasmussen

Cover Image

Satvinder Singh, Award of Excellence, Print Competition #1

Journal Copyright

Shutter Release is the journal of the Camera Club of Ottawa.

Copyright © Camera Club of Ottawa, 2023, All rights reserved.

Editor

Diane Holmes
shutter-release@cameraclubottawa.ca

SR submission deadline

March edition: February 21, 2024

Association Membership

Camera Club of Ottawa is a Member of CAPA, the Canadian Association for Photographic Arts.

Find CCO On-line

https://www.cameraclubottawa.com

For more information

Contact Catherine Gardner
president@cameraclubottawa.ca.

About the Club

Popular photography was still in its infancy when a group of enthusiasts formed the Camera Club of Ottawa in 1894. The organizers set as their objective "...to study and promote the art of photography in all its branches". Although it was a primitive art form at the time, club members soon gained competence and recognition in international salon competition.

Today, we maintain that objective. We strive to offer a variety of programs from regular meetings, competitions, workshops, field-trips and informal outings, to satisfy as many interests in photography as possible. To join, please see the Membership section this issue for more information.

A detailed history of the first century of the club can be found online under Organization/Documents and Files to Download/Archive

Message from the President

By Catherine Gardner

Special thanks to everyone who has played an important role in getting us back to our weekly in-person meetings. It has not been without its challenges, however the challenges have forced us to think outside of the box as we moved from Zoom only, to Hybrid and now back to in-person only meetings.

There is a high energy level that one can feel as soon as you enter the meeting room and this past week it was great to see that we had to keep going back for more chairs.

Some changes which have resulted in very positive feedback was to move the judging of prints to Tuesday nights as well having some workshops moved to Tuesdays to allow more members to participate.

To our returning and our new members, thank you for your continued support and welcome back to another season!

Catherine Gardner, President

Catherine Gardner

Kevin Reynolds

Cari Hauraney

Editor's Note

By Diane Holmes

One of the perks of the Editor's job is getting a file with the Award of Excellence and Honourable Mention photos from the Slide and Print Competitions. I've enjoyed looking at them all in more detail and through a critical eye with a view to improving my own images. I have sprinkled them throughout this issue and will continue to do so in future issues. Please feel free to send any suggestions to: the President of the club.

Diane Holmes

CCO Team

See the most recent list on our website

Mitch Gosselin

Elected Officers

Role	Name	Email	Assistant
President	Catherine Gardner	president@cameraclubottawa.ca	
Treasurer & Membership Secretary	Niels Rasmussen	treasurer@cameraclubottawa.ca	

This section has been redacted from the previous issue in order to make Shutter Release public. Members may now access the complete list of elected officers and volunteers via the website.

Volunteers

Role			Assistant

New Members

Welcome to all New Members: Since our last issue, we've welcomed the following new members: Lauren Difruscio, Marc Gravel, Debra Lloyd, Laura Mroz, Cedric Allaby, Masood Behnampour, Ron Church, Kate Grierson, Donna Fleming, Christopher Ian Doris, Jim Shields, Amy Kagerer, Ken Rush, Tom Cole, Rhehana Rouf, Karen Cole, Terry O'Hearn, , René Bastien, Larry Chamney, John Clement, Stephen Stephen, Lise Poissant, Kevin Reynolds, Ian Patrick, Ramesh Jonnavithula, Diane Holmes, Randy Williams, Larry Frazer, Parminder Dhami, PeggyAnne DesForges, Nicolas Therrien, Stephen Harris, Marcelo Cadena, Laura Mroz, Lois Sowden-Plunkett, Randy Plunkett

Membership

Not a Member Yet?

Benefits: Speakers, workshops, regular meetings, competitions, outings, special interest groups, friends, social activity, club membership in CAPA, ample opportunity for learning and mentoring, and…the joy of being around photographers.

Joining is easy: Go to www.cameraclubottawa.com and choose the Membership Information tab. Scroll down for instructions, read the Code of Conduct, complete the Membership Application, create a User Account. You'll get a welcome letter with more information and helpful links.



Jim Shields

Upcoming Events

December 12, 2023 - Christmas Party!

-Cash donations for the Ottawa Food Bank will be collected at this event.

January 9, 2024 - New Members Tips and Techniques

January 23, 2024 - Slides Competition #3 - Topic: Flora

January 30, 2024 - Guest Speaker: Claude Brazeau

February 6, 2024 - Prints Competition #3 - Topic: Landscapes

February 27, 2024 - Slides Competition #4 - Topic: Urban Scene

March 12, 2024 - Guest Speaker: Kathy Adams

Bruce Amos

Harvey Douglas

Photo Magazines in the Digital Era

By Craig Maskell

Do you recall when photography magazines were abundant on the newsstands and a monthly part of our lives? As a recent Christmas gift, I received a print issue of Black+White Photography. It's not a magazine that I would usually buy—it caters mainly to black & white photography (surprise) and it's relatively pricey on our local magazine racks. However, I found that the gift made for an enjoyable, educational read. A variety of photo mags were a regular source of information back in the film days or even until a few years ago. For example, thick editions of Popular Photography revealed new camera gear, reported on detailed lab tests, and spanned a broad range of interests and topics. Other periodicals were also available monthly—or even weekly—either on the expansive newsstands or through affordable subscriptions.

Regrettably, many of these publications have ceased, downsized their magazines, or have continued online only. Shutterbug ceased publishing in 2018, Popular Photography in 2017. Photo Life—a notable Canadian magazine—released their last issue in 2021 after a 45-year run, a victim of rising production costs and a dwindling readership. Digital Photography produced a quarterly journal in English to complement their main German-language edition; sadly, it never gained traction in North America despite its depth and quality, and shuttered after five years. Even the UK's best-selling monthly photo magazine, Practical Photography, wrapped its final issue in 2020 after 61 years at the presses.

Curiously, several other British magazines have endured. The popular interest in print magazines has been superseded by almost-unlimited online content, which offers the latest news, diverse subjects, and easy access at a click of the mouse. While the material is usually free, much of it varies in quality so a reader needs to pick through the volume. Despite the abundance of online content, print magazines still exist, and most of them are complemented by reliable material at their associated web sites. I think that there's definitely a place for both print magazines and digital content.

Benefits of printed magazines

- Curated to provide consistent themes and a good cover-to-cover read
- Edited
- Credible or notable authors
- Images are typically amongst the contributors' best works
- Attractive, consistent, and inviting layouts
- Quality paper that enhances the images
- A familiar, comfortable viewing and reading experience
- Arguably, less distraction than web sites
- Portable

Disadvantages

- Cost (individual issues cost more than $10; UK magazines run $13-15 or more)
- Bulky to archive and difficult to search
- Published news or notices can be several months old
- Limited detail on new gear; scant in-depth test reports
- Limited reader comments or discussion
- Local availability may be sporadic.

Here's a snapshot of several magazines on my bookshelf.

Black+White Photography (UK)

My issue of Black+White runs 96 pages on fairly high-quality paper. News items include book reports, competitions, milestones of notable photographers, exhibitions, and an overview of new products. A feature on a recent book about Vivian Maier is brief but compelling (Vivian Maier by Morin, Blumlinger and Marks). Two articles particularly caught my interest "How to Shoot Water and Abstraction: Looking at things in a completely different light." The magazine is illustrated profusely with large images across the 9x12 pages. (Note: A different magazine carries the title Black & White Photography, published in the United States) Outdoor Photographer (USA). This magazine used to be thicker than its current 68 pages (a recent Double Issue ran 96 pages). Regardless, it features a fair volume of solid content and a bearable amount of advertising. I like that it covers a variety of subjects, authored by practising photographers who present their take on wildlife and landscape photography. For example, a recent issue featured an essay on "The Simplest Idea" (instead of narrowing down a grand scene, try starting small and expanding your composition from there). Each issue includes several pages of ads for workshops and global photo expeditions. I'd say that the print quality is just okay—the pages are thin and just a bit too glossy for my liking; but that's a minor quibble.

Digital Camera World (UK)

The UK seems to publish a number of vibrant photo mags, which I always sought out when I went there on business. DCW is a generalist magazine, aimed, I think, towards beginners or intermediate-level photographers. That's not to say it's a superficial magazine; each issue has plenty of items to engage various interests and levels. Contributions and questions from readers are sprinkled throughout.

Digital Photographer (UK). Published by the same outfit as Digital Camera World, Digital Photographer bills itself as "the ultimate monthly photography magazine for enthusiasts and pros in today's digital Marketplace" Indeed, I find that it caters to more-advanced techniques and subjects. It includes productnews and reviews as well as articles on post-processing applications. A section covers topics of interest to practising or aspiring pros. The most recent issue that I bought in 2022 ran 114 pages and was priced at CAD $13.99 at a local Chapters/ Indigo outlet. This magazine is typically packed full with diverse stuff, so there's plenty to read for the price.

Outdoor Photography (UK)

Here's a publication that offers everything one might look for in a monthly photo mag: large 9x12-inch pages; quality paper and print; great layout with effective use of white space; a profusion of images, some spanning a double-page spread; understated content; and limited advertising. It caters to landscape, wildlife, nature, and "adventure" photography. The Photo Showcase and Portfolio sections present just that—images—across ten or so pages. A recent article in their Learning Zone gave me a number of useful approaches to simplify my compositions. While the magazine sells in the UK for a typical £5.50 (including Value-added Tax), I paid CAD $17.25 + tax for a 96-page issue.

Canadian Camera

The quarterly journal of the Canadian Association for Photographic Art (CAPA) is published in both print and digital formats. As a benefit of our club's membership in CAPA, the digital version is available at the CCO website. The 40-page magazine covers news, competitions, and CAPA administration, and each issue features several articles on techniques or photographic approaches. The numerous high-quality images are a hallmark of this professional publication.

Where to Buy

I usually purchase photo mags at a local Shoppers Drug Mart or Chapters/ Indigo. Neither seems to have a consistent stock or schedule for new arrivals, so you may be disappointed if you make a special trip. I'm not familiar with any of the few other newsstands in town. I have a subscription to Outdoor Photographer, and it's a treat each month when the latest issue arrives in the mail.

Bridging the print/digital gap, full digital versions are available for a number of photo magazines. For example, check out the Ottawa Public Library's downloadable magazines (a library membership account is required). https://biblioottawalibrary.ca/en/collections/magazines

Readers who yearn to feed their nostalgia for the magazines of yesteryear should check out the archive of Popular Photography (1980s, 90s, 2000s) at Google Books: https://books.google.ca/books/about/Popular_Photography.html?id=C2tHd0-73sgC&redir_esc=y

Finally, a recent overview of print magazines may be found online at: https://www.lightstalking.com/photography-magazines/

Barbara Adams

Diane Holmes

John Dolson

Escaping Ottawa's Winter

By Bob Young

After two years of Covid restrictions, I was itching to head back to Ecuador to more pleasant weather. I decided to go via Bogota, Colombia as it's faster, cheaper and you can avoid the large U.S. airports.

Note: I decided not to bring a camera on this trip as I have lots of photos from previous trips.

COLOMBIA

I spent four days in Bogota which is more than enough to see the old city. I found it surprisingly safe, even at night. The idea that Colombia is a crime-ridden country is a bit outdated. Police presence is high at night, but not so much during the day. Vigilantes with rather fierce-looking dogs are common. I spent time walking around, exploring the streets around my hostel and visiting museums and galleries.

I also took two "free" tours, one a food tour, the other a graffiti tour. Both were well worth the $10.00 suggested tip. The food tour provided lots of samples, including coca tea. Graffiti apparently played a large role in getting rid of crime in Bogata and other centres. The art is exceptional. My favourite spot was a gallery displaying the works of Botero, Colombia's famed artist. There is also a gold museum which provides a history of the ancient processes and products.

On my way back to Ottawa, I visited Cartagena and Medellin. Cartagena was really worth visiting; lots of colourful markets, good food and friendly people. There are a number of trips you can take to some to islands nearby. Medellin is a huge city, but easy to get around if you use public transit. Trains are fast and comfortable. A trip on the teleferico is really worth doing. although the park at the very end was a bit disappointing.

CUENCA, ECUADOR

This was my fourth stay in Cuenca and I was seriously thinking about moving there permanently. Why, you may ask? Well, it has spring-like weather year round. Accommodation is really affordable as is food. Lunch can be had for $3.00 U.S. This will usually include a hearty soup, main course, juice and a small dessert. If you're missing Canadian food, head for Resto Maple Bar Lounge where you can get Salmon with a maple sauce. It's a bit pricier than most local spots, but well worth it. Tipping is not common with locals, but I did see tip jars in a number of places. American/Canadian influence, no doubt. People are generally friendly and helpful.

The scenery around Cuenca is really beautiful. Cajas National Park is close by and has wild and wonderful scenery. It's best to go with a guide. I went alone and although the trails are marked, I got lost. Luckily, I was helped back to civilization by a local angler. If you want to see/photograph Andean and other wildlife, visit Amaru Bioparque Cuenca Zoologico. It's a bit of a hike going through it and don't go when it's raining; the terrain can get very slippery. There's everything from frogs to lions. I was told many of the inmates are rescued animals. Generally, the animals have lots of room to move around in.

Health care is also very good and inexpensive. You can see a specialist within a few weeks. I found a very reasonable self-contained apartment only minutes from the Parque Colderon, the centre of old Cuenca.

I spent my time as I expected to if I were a resident. I found a small apartment near the main square and spent my time doing what expats do, i.e. playing bridge, pub trivia nights and generally socializing. There are several places where expats hang out.

Cuenca has lots of photo opportunities; the old city's buildings and squares, Pumapungo museum and its ruins. There are also small towns such as Gualeceo and Chordeleg where you can buy handmade fine jewelry.

A few tips:

Most locals don't speak English, so try to have some basic Spanish before you go. Of course, there's always sign language!

Cuenca is 2560 metres (8400 feet) above sea level and it takes a few days to acclimatize. A bus tour the first day would help you ease you into things.

Although the weather is springlike, it's wise to always have something for the rain. The evenings are cool and you'll need something a bit warmer than a fleecy.

Always ask permission to photograph people. Some locals are very camera-shy.

The water in Cuenca is completely safe to drink so don't waste money on bottled water.

Taxis can be hard to find when it rains. The bus is 30 cents U.S a ride and you need a card or you can pay another passenger to use their card.

Be careful of pickpockets; not only on buses, but in crowded areas. I've only been robbed once, so I wouldn't get paranoid about being robbed. Just be careful.

All in all, I'd highly recommend visiting Cuenca.

I know I'll be going back.

Bird Photography in Florida

By Ed Luinstra

If you are a photographer and headed to Florida, take a telephoto lens, because Florida is a really great location for bird photography. Not only does Florida host a wonderful bird population, but the weather there is suitable year-round for photography. Many birds in Florida seem habituated to people, which allows us to approach them more closely. This means better bird photos. Still, you should count on taking a good telephoto lens. I favor a tele-zoom for its versatility. A zoom with a maximum focal length of 400 or 500mm on an APS-C format body is very suitable. Smaller format cameras perform well in Florida. Generally, the smaller formats do best when there is a lot of light, and Florida locations are usually bright. Of course you can get excellent results with full format gear, but you will need bigger and more expensive lenses.

Any time of year is a good time to photograph birds in Florida, but late winter and early spring are best for birds on nests and in breeding plumage. This is in Florida's dry season, which means fewer rained-out days. The newer mirrorless cameras with eye autofocus offer significant advantages for wildlife photography. These cameras can focus much faster than most photographers can. This will get you more keepers.

Roseate Spoonbill, Lake Hollingsworth

White Ibis, Little Estero

Regardless of what gear you use, make sure you always focus on the eye of the subject. Even with the best equipment, it can be a challenge getting good focus if the subject is distant or shaded or near distracting high contrast elements. So, take several shots to improve your chances.

I generally shoot at f/5.6 or 7.1 (wide open with my lens) at a shutter speed of 1/500 or 1/800 for static subjects. For birds in flight, I will go to 1/2000 or thereabouts. My settings are M (manual) but with auto ISO. Birds in flight present special problems. That's because I generally have no idea when one will appear and what settings will be needed. It could be a black bird against a bright white sky, or a white bird on a blue sky, and there is no time to compensate for exposure. I give it my best shot, though, and see if the results can be saved in post.

Most bird photographers no longer use tripods, and I never do in Florida. With image stabilization and higher shutter speeds, the inconvenience of a tripod isn't necessary. Sometimes I will use a monopod. They can be useful for taking the weight off your hands in places where you aren't going to do much walking, such as in bird blinds or small parks.

I value redundancy, so always copy the day's photos from the memory card to my laptop when I get back to the hotel. (I never remove a card in the field!) Then I fire up Lightroom Classic to see how the shooting went. I need that feedback to see if my gear and technique are working as expected. Editing is done later when I get home from the trip. The laptop just isn't up to it. My best edits on the laptop are mediocre compared to what I can achieve on my desktop computer. I use Lightroom Classic almost exclusively for postprocessing my images and only occasionally resort to Photoshop or Topaz.

You can hire guides or join birding tours in Florida. If you do and photography is your goal, avoid birdwatching groups, because they just want to check species off their life lists and have no interest in .

getting close enough for good photographs. Make sure the focus is photography. So, where are the birds? There are dozens, probably hundreds, of birding hotspots in Florida, and they are well distributed over the state. I will mention just a small selection here. If you plan to go, check locations beforehand to make sure they will be open.

Wakodahatchee Wetlands (Delray Beach), free. "Wak" for short, is a city water reclamation facility that has been revamped and outfitted with a boardwalk to view the numerous birds. There is a rookery (nesting place) with many wood storks, herons and anhingas. Get there early for parking.

Anhinga, Wakodahatchee Wetlands

Orlando Wetlands Park (Christmas), free, is a large tract with many kinds of birds. There is a roseate spoonbill rookery viewable from a boardwalk.

Black Point Wildlife Drive (Merritt Island), $10. The drive is quite beautiful and is well-known for its herons and egrets. Most of the interesting subjects are in the first half of the drive, so don't rush at the beginning. Elsewhere on Merritt Island there are painted buntings and scrub jays, but you will have to look for them.

Circle B Bar Ranch (Lakeland), free, has some notoriety for hosting one of the biggest alligators in the state. You can find sandhill cranes, ibises, great egrets and many other birds here.

Lake Apopka Wildlife Drive (Orlando), free, has ibises, herons, anhingas, moorhens, cormorants, and many other kinds of birds. Weekends only.

Gatorland (Orlando), $33, has an impressive bird rookery on site with many wild birds. In some years (but not in 2023) they offer a photographers pass which allows early entry to the park.

Jonathan Dickinson State Park (Hobe Sound), $6. This is the best location for seeing endangered Florida scrub jays. They have a scrub jay guided tour once a month.

Indigo Bunting, Felts Audubon Reserve

Ding Darling National Wildlife Refuge (Sanibel Island), toll bridge + $10 for the wildlife drive, is closed for now due to the hurricane. It is a nice place for viewing pelicans, mangrove swamps and many kinds of birds. Closed Fridays.

Everglades (Homestead and Highway 41), $30 for a 7-day pass. This was once one of the best locations in Florida for birds, but the wildlife population has declined significantly in recent years. It is still worth visiting if you are in the area for the remaining birds and for the ambience of the Everglades. Hotspots in this huge area include the Anhinga Trail and Shark Valley. The Oasis Visitor Center on Hwy 41 is an interesting stop.

Celery Fields (Sarasota), free. You can find redwing blackbirds, ibises and herons here.

Brian Piccolo (western suburbs of Miami), free, has burrowing owls. The burrows are marked with stakes to protect them from mowers. To find the burrows, just look for the stakes. Burrowing owls are also found at Cape Corral on the Gulf side of the state.

Great Blue Herons, Viera Wetlands

This list of Florida locations is just a beginning. If you go, you should have no problem getting some fine shots of our feathered friends.

Great Blue Heron and Snake, Celery Fields

Solar Eclipse Photography
By Dennis W. Cartwright

Eclipses are unusual events but not rare. They tend to occur a few times a year but rarely in the same location. The 2023-2024 solar eclipses are an exception. The annular solar eclipse that occurred on October 23rd, 2023 across North America passed directly over San Antonio, Texas. The next total solar eclipse will skirt the north edge of San Antonio on April 8th, 2024. However, you will not have to travel that far to see it. It will transit in a north-easterly direction across North America, along Lake Erie, Lake Ontario and the St. Lawrence River and swing south-east over Sherbrooke, QC. This will allow most of the population of Ontario and Québec a great opportunity to view this event.



Canon 60D, 18-250mm lens, stacked 10x and variable 4-300ND filters

I have been interested in astrophotography for some years but only recently started to attempt to photograph an eclipse. On June 10th, 2021 there was an angular solar eclipse that was only partially visible from Ottawa. I set up in the sports field behind the Richcraft Sensplex on Shefford Rd. to try and photograph it using a Canon 60D, 18-250mm lens with two stacked ND filters, one fixed 10x and a 4-300 variable. I was able to get a clear photo but was not very impressed with the result.

In October 2023 I travelled to San Antonio to visit family and photograph the eclipse from their deck as the eclipse passed directly overhead.

In preparation, I experimented by photographing the sun from my backyard in Ottawa with my Olympus EM-1 MkIII with a 75-300mm lens (effective 150mm-600mm FF) and the 4-300 ND filter hand held. I was able to capture a reasonably good shot of the sun even showing sunspots. This encouraged me that I could do something with the October 14th eclipse.

Olympus EM-1 Mk III, 75-300mm lens, variable 4-300 ND filter

Additionally, I purchased a URTH electronic adapter to allow the use of my Canon 100-400mm 1:4.5-5.6 L IS lens with my Olympus EM-1. This gives me about 25% more reach than my 75-300mm lens and I could use the ND filters I all ready had
On the day of the eclipse, I woke up to a considerably overcast sky. There was some clearing as the eclipse approached, but I was still be shooting through high clouds. In total I captured about 150 images but had to wait until after the eclipse to really see what I had captured.

My settings varied during the eclipse but were generally as follows, ISO 100, -3 EV, f11, 400mm (equivalent to 800mm FF) with shutter speeds between 1/2,500 to 1/30,000 of a second.

While I am not completely happy with the results, some of the shots are quite dramatic with the clouds showing and sun spots visible in a number of the photographs. As mentioned above the next solar eclipse will be on April 8th, 2024 and will be completely visible just south of here. This will be a great opportunity to photograph an eclipse within a one to three-hour drive of Ottawa.

I will be there to improve on my solar eclipse photography. Come and try your hand at eclipse photography.

For further information check out: https://www.timeanddate.com/eclipse.

Olympus EM-1 Mk III, Canon 100-400 L lens, variable 4-300 ND filter

Olympus EM-1 Mk III, Canon 100-400 L lens, variable 4-300 ND filter

Dan Jones

Terry O'Hearn

Slide Competition #1

John Dolson

Darrell Larose

Golden Hour

Award of Excellence: John Dolson, Amy Kagerer, Catherine Gardner, Darrell Larose, Konrad Wee, Dan Jones, Simon Gardner, Craig Maskell

Honourable Mention: Amy Kagerer, Catherine Gardner, Ed Luinstra, Donna Fleming, Christopher Ian Doris, Kevin Reynolds, Lynn Dion, Ellen Chassé, Jim Shields, Bob Young, Michele Baddoo, Janice Street, Darrell Larose, Mitch Gosselin, Simon Gardner

Catherine Gardner

Darrell Larose

Konrad Wee

...Slide Competition #1

Dan Jones

Darrell Larose



Amy Kagerer

Simon Gardner

Craig Maskell

Print Competition #1

Colour

Award of Excellence: Roy Sletcher, Peggy Anne DesForges, John Dolson

Honourable Mention: Satvinder Singh, Tony DeLuca, Roy Sletcher, Lynn Dion, René Bastien, John Dolson

Roy Sletcher

Peggy Anne DesForges

John Dolson

...Print Competition #1

Black and White

Award of Excellence: Satvinder Singh, John Dolson

Honourable Mention: Roy Sletcher, Terry O'Hearn, John Dolson, Tony DeLuca

Satvinder Singh (On this issue's cover)



Satvinder Singh

John Dolson

Print Competition #2

Colour - Weathered

Award of Excellence: Diane Holmes, Alex Roussakis, John Dolson, Cari Hauraney, Janice Street

Honourable Mention: Cari Hauraney, Janice Street

John Dolson

Cari Hauraney

Alex Roussakis

Diane Holmes

John Dolson

Janice Street

...Print Competition #2

Colour - Open

Award of Excellence: John Dolson, Susan Allenby, Roy Sletcher, Lynn Dion

Honourable Mention: Lynn Dion, Roy Sletcher

John Dolson



Lynn Dion

Roy Sletcher

Susan Allenby

Susan Allenby

...Print Competition #2

Black and White - Glass

Award of Excellence: PeggyAnne DesForges, Janice Street, Cari Hauraney

Honourable Mention: Lynn Dion, Roy Sletcher

Janice Street

Cari Hauraney

Janice Street

PeggyAnne DesForges

Janice Street

...Print Competition #2

Black and White - Open

Award of Excellence: René Bastien, Lynn Dion, Diane Holmes, Roy Sletcher

Honorable Mention: John Dolson, Diane Holmes, Roy Sletcher

René Bastien

Roy Sletcher

Diane Holmes

Roy Sletcher

...Print Competition #2

....Black and White - Open

René Bastien

René Bastien



René Bastien

Lynn Dion

Slide Competition #2

Topic: Wet

Award of Excellence: Terry O'Hearn, Amy Kagerer, Lynn Dion, Alex Roussakis, Michele Baddoo, Konrad Wee, Simon Gardner, Janice Street, Stephen Stephen, Bruce Amos, Barbara Adams, Darrell Larose, John Law, Ellen Chassé

Honourable Mention: Christopher Ian Doris, Diane Holmes, Kevin Reynolds, John Dolson, Carolyn Andrews, Masuma Rahimtula, Alex Roussakis, Bruce Amos, Craig Maskell, Dan Jones, Darrell Larose, Jim Shields, Niels Rasmussen, Bob Young, Ellen Chassé, Cari Hauraney, Konrad wee, Harvey Douglas, Michele Baddoo, Stephen Stephen, Dan Jones, Simon Gardner, Mitch Gosselin

Terry O'Hearn

Amy Kagerer

Lynn Dion

Ellen Chassé

Barbara Adams

...Slide Competition #2

....Topic - Wet

Amy Kagerer

Terry O'Hearn

Michele Baddoo

Alex Roussakis

Darrell Larose

...Slide Competition #2

....Topic - Wet

Janice Street

Simon Gardner

Darrell Larose



Bruce Amos

Konrad Wee

...Slide Competition #2

....Topic - Wet

Janice Street



Dan Jones

Stephen Stephen



Michele Baddoo

John Law

...Slide Competition #2

Open

Award of Excellence: René Bastien, Christopher Ian Doris, Diane Holmes, Amy Kagerer, Claire Lepage, John Dolson, Alex Roussakis, Masuma Rahimtula, Bob Young, Mitch Gosselin, Craig Maskell, Simon Gardner

Honourable Mention: Amy Kagerer, Diane Holmes, Masuma Rahimtula, Claire Lepage, Mitch Gosselin, John Law, Susan Allenby, Konrad Wee, Barbara Adams, Dan Jones, Niels Rasmussen

Christopher Ian Doris

John Dolson

Bob Young

Christopher Ian Doris

...Slide Competition #2

….Open

Amy Kagerer

Diane Holmes

Craig Maskell



Claire Lepage

Simon Gardner

...Slide Competition #2

….Open

Alex Roussakis

René Bastien

Masuma Rahimtula

René Bastien

Michele Baddoo

...Slide Competition #2

….Open

René Bastien

René Bastien

Mitch Gosselin

Claire Lepage



Mitch Gosselin

Slide Competition #2 - Award of Excellence