CCO...to study and promote photography in all its branches... since 1894

Shutter Release

Journal of the Camera Club of Ottawa

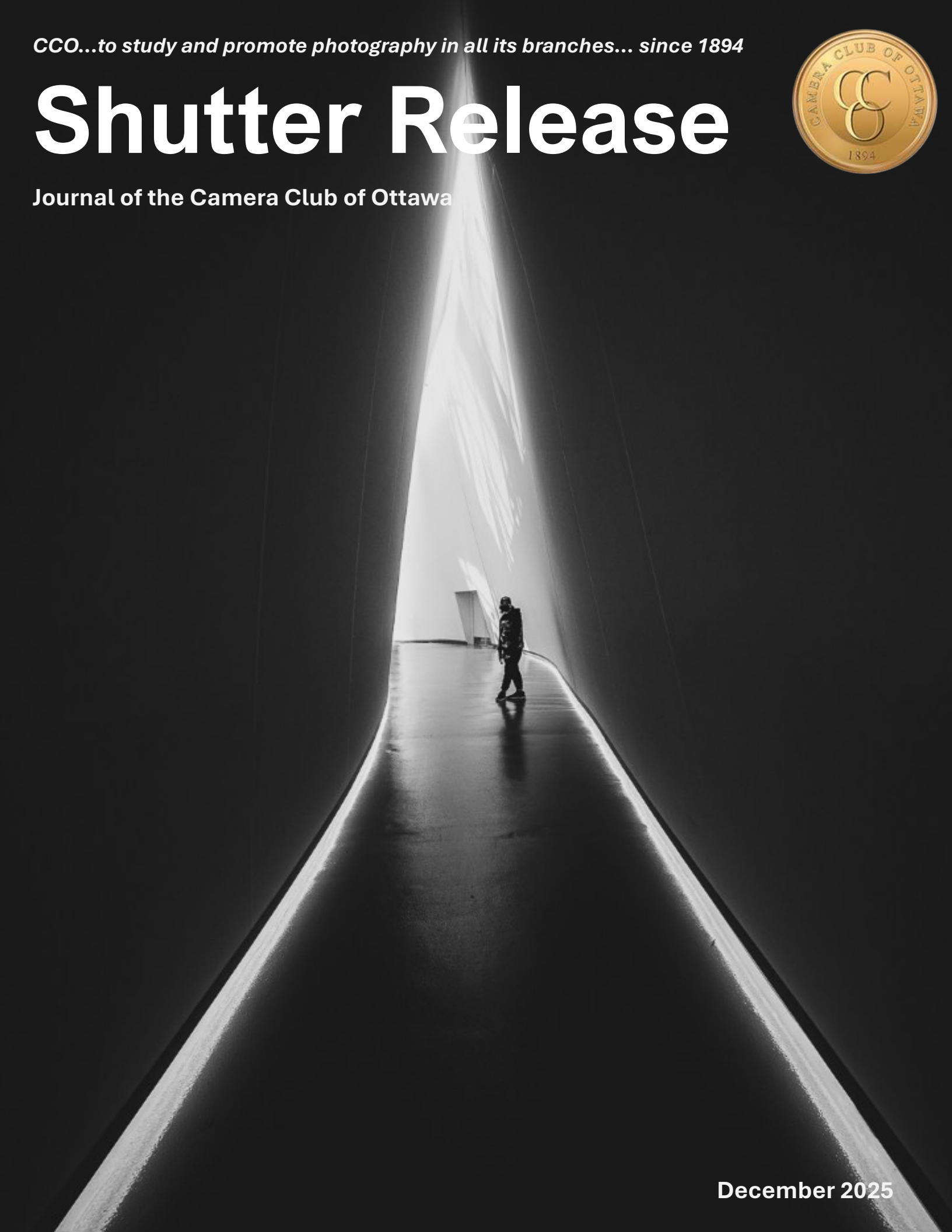

December 2025

INSIDE THIS ISSUE:

Macro Diffuser Shoot Out! **Page 4**

Outings **Page 7**

CAPA Competitions **Page 8**

Slide Competition #1 **Page 10**

Print Competition #1 **Page 17**

Slide Competition #2 **Page 22**

Ian Doris

Ellen Chassé

Lynn Dion

Cover Image

Rebecca Anderson; Ms. Eyla in Biodome, CAPA Monochrome Competition Entrant

Back Cover Image

Dan Jones, Reflections on a Red Car, Honourable Mention, Slides 2

Journal Copyright

Shutter Release is the journal of the Camera Club of Ottawa. Copyright © Camera Club of Ottawa, 2025, All rights reserved.

Association Membership

Camera Club of Ottawa is a Member of CAPA, the Canadian Association for Photographic Arts.

Find CCO On-line

www.cameraclubottawa.com

Editor

Diane Holmes

Next edition submission deadline

February 15, 2026

About the Club

Popular photography was still in its infancy when a group of enthusiasts formed the Camera Club of Ottawa in 1894. The organizers set as their objective "...to study and promote the art of photography in all its branches". Although it was a primitive art form at the time, club members soon gained competence and recognition in international salon competition.

Today, we maintain that objective. We strive to offer a variety of programs from regular meetings, competitions, workshops, field-trips and informal outings, to satisfy as many interests in photography as possible.

CCO Contact Information

President, Ellen Chassé
president@cameraclubottawa.ca

Treasurer & Membership Secretary, Niels Rasmussen
treasurer@cameraclubottawa.ca

Upcoming Events

January 6, 2026 - New Member Presentations

January 13, 2026 - Kevin Pepper Zoom Presentation

January 20, 2026 - Print Competition #2

January 27, 2026 - Workshop #2

February 3, 2026 - Member Presentations & Bloopers

February 10, 2026 - Slide Competition #3

February 17, 2026 - Air Show Photography

February 24, 2026 - Tips and Techniques Night

Gary Thayer

Membership

Benefits: Speakers, workshops, regular meetings, competitions, outings, special interest groups, friends, social activity, club membership in CAPA, ample opportunity for learning and mentoring, and...the joy of being around photographers.

Joining is easy: Go to www.cameraclubottawa.com and choose the Membership Information tab. Scroll down for instructions, read the Code of Conduct, complete the Membership Application, create a User Account. You'll get a welcome letter with more information and helpful links.

How to Submit an Article to Shutter Release

Write your article in Word, a plain text file or even cut and paste the text into an email. Articles can be as long or short as you like, and it doesn't have to be complicated or expertly written! If your article is about a trip you took, include where you went, special places you visited there and what you saw. If it is about a technique you like to use, include your camera type, settings, equipment you used and some images of your set up.

If you miss the deadline for the current issue, there is always another issue coming out.

Send your articles to the Club at :
Shutter-Release@CameraClubOttawa.ca

Diane Holmes

Alex Roussakis

Macro Flash Diffuser Shootout! : AK *vs* home-made

by Ed Luinstra

Most of us macro bug shooters rely on electronic flash to illuminate our subjects. Flash units are convenient and deliver tons of light with the right color. It is great that the flash duration is very brief, effectively preventing motion blur in the photos.

A downside to bare flash is that the light is very harsh, giving deep shadows and bright hotspots. Those of us doing hand-held bug photography have for many years solved the harshness issue by using home-made flash diffusers. These setups work by projecting the light from an on-camera flash onto a translucent sheet that is mounted some distance away. Folks have fashioned many versions of these using matte plastic sheet, diffusion sheet from junked monitors, or packing material. The different setups were cheap, easy to make, and effective.

More recently, several commercial flash diffusers have emerged, with Cognisys and AK being leading brands. Some of these diffusers come in different sizes to accommodate the variety of camera and flash systems used in macro work.

These diffusers basically all work the same, but the commercial offerings look very professional. They work well, but are expensive. Online reviews are quite positive about the performance of the store-bought diffusers.

(Reminder: online review sites make money when you click through and buy, so they tend to be positive about the products.)

On the strength of the reviews and the experiences of friends, I bought an AK model. My initial results with it showed that it gave a nice light, but seemed to require quite a bit of power from the flash. After using it for a bit, I wanted to learn more about how it compared to my home-made diffuser. I ran some tests to assess two main qualities: the softness of the light, and the power needed from the flash. The tests were done indoors on a static subject so that the tests could be controlled, and to produce photos that would be easy to compare.

My home-made diffuser comprised a fan-shaped translucent sheet cut from a document portfolio bought at Staples. It was mounted on the end of the lens with an elastic band. A highly-reflective snoot extended from the flash head to the perimeter of the diffuser. And that's it, with some Velcro to give it stability.

In the photos below, note that the AK diffuser is quite a bit taller than the home-made unit, but the home-made one is more inclined towards the subject.

I did my tests with a Canon EOS R7, RF 100mm F2.8 L Macro lens at ƒ/13, 1/320s, and ISO 100.

Homemade Diffuser

AK Diffuser

...Diffuser Shoot Out!

I used a Canon 580EX flash and repeated the experiments with a Godox TT685 unit. The built-in Wide Angle adapter was in place for both flashes. The flashes gave similar results, so only the Canon flash results are shown here.

I found the lighting quality to be quite similar in all cases, but subtle differences can be seen (see the examples below). Look at the highlights in the face, the shadows under the eyes, and the tone of the area under the chin of the figurine. Power use was also important. The AK demanded more flash power, which extended recycle time. At times that can cause missed shots.

Canon 580EX flash. Magnification 0.6 X. Images cropped.



Canon 580EX flash. Magnification 1.0 X. Images cropped.

AK diffuser. Flash power 1/4 +0.3 *Home made diffuser. Flash power 1/8*

...Diffuser Shoot Out!

Canon 580EX flash. Magnification 1.4 X. Images cropped.

AK diffuser. Flash power 1/4 +0.3



Home made diffuser. Flash power 1/8

My conclusions are as follows:

- There isn't a great difference in light quality in the comparisons.
- In the shots taken at a magnification of 0.6 X, there is a small difference in light quality between the two diffusers, and I prefer the home-made diffuser.
- At magnification 1.0 X, the light quality overall is a bit softer than it was at 0.6. The two diffusers give pretty well the same lighting quality to my eye. I really don't see a significant difference.
- At magnification 1.4 X, the diffusers give almost identical very soft light, with a slight edge going to the AK diffuser.
- The AK required around 1 to 1⅓ stop more light for the same exposure.

Both diffusers are easy to set up, and they store flat for transport. The AK comes with an LED light that could be useful in dark situations. Unfortunately it doesn't come with a powerpack for the light. It needs to be purchased separately. The home-made version can be fitted with a small LED light if desired.

Based on the test results, I would suggest making your own diffuser unless you don't feel confident in your crafting abilities. In that case, by all means, buy a commercial diffuser.

John Clement

Catherine Gardner

Donna Fleming

OUTINGS 2025
Cari Hauraney

Outings are a fun way to get to know fellow CCO members and perhaps learn a new technique or visit a new location. Photos submitted for outings are not judged and will be shown as part of a slide show on a regular meeting night. The same photos are also eligible to be submitted to any competition.

Check the CCO calendar for upcoming Outings. It is a good idea to register for outings in case there are last minute changes such as bad weather or street closures.

The first outing of the fall session started with a Scavenger Hunt near Dow's Lake and Preston Street on September 20th. This was held in conjunction with the 1st annual CAPA Photowalk. Ten members met near Dow's Lake and a few others decided to participate in the CAPA walk on their own. Several members submitted photos to both the CCO Website and CAPA.

The CAPA submissions can be viewed at http://www.capacanada.link/Photo-Walk-Gallery Some photos may also appear in the Winter 2025 Canadian Photography Magazine.

A second outing occurred at the Swords and Ploughshares Museum on October 25. Twelve members and a few guests spent a beautiful fall morning outside photographing old military vehicles. Several members brought drones thus we also have aerial footage. Thank you to Tony deLuca for his help in setting up the Outing. Videos of these two Outings will be shown at the CCO meeting on November 25th along with the two videos from last Spring's Outings. They are from the Tulip Festival and Doors Open.

For our next Outing we will photograph Christmas lights and decorations downtown. This will ccur sometime after the lighting ceremony on December 8.

Ideas for future outings are always welcome.
Here are some of the photos submitted for the upcoming slideshows. (bottom previous page/this page)

Carloyn Andrews

Dave Sangster

Gary Thayer

Claire Lepage

Stephen

CAPA Nature Competition

Congratulations to Simon Gardner on his Merit Award and all of the entries for garnering the CCO with a Club Honourable Mention!

Simon Gardner

Ian Doris

Ed Luinstra

Dan Jones

Diane Holmes

Catherine Gardner

CAPA Monochrome Competition

These were the images selected by the club for submission. At time of publication the results were not yet announced. Congratulations on your fine work regardless of the final results!

Satvinder Singh

Mitch Gosselin

Dan Jones

Richard Quesnel

Janice Street

Slide Competition #1

Bruce Amos

Rene Bastien

Stephen Stephen

Topic - Ottawa in Motion

Award of Excellence: Bruce Amos, Rene Bastien, Catherine Gardner, Mitch Gosselin, Douglas Harvey, Dan Jones, Darrell Larose, Ed Luinstra, Marinka Ryan, Stephen Stephen

Honourable Mention: Bruce Amos, Carolyn Andrews, René Bastien, Ian Doris, Catherine Gardner, Simon Gardner, Cari Hauraney, Diane Holmes, Craig Maskell, Janice Street

Catherine Gardner

Ed Luinstra

Rene Bastien

Marinka Ryan

Catherine Gardner

Stephen Stephen

Dan Jones

Mitch Gosselin

Douglas Harvey

Douglas Harvey

Simon Gardner

Dan Jones

Darrell Larose

Catherine Gardner

Simon Gardner

Darrell Larose

Rene Bastien

Slide Competition #1

René Bastien

Darrell Larose

Douglas Harvey

Topic - Open

Award of Excellence: Rene Bastien, Tony DeLuca, Cherie Fish, Mitch Gosselin, Douglas Harvey, Cari Hauraney, Darrell Larose, Ed Luinstra, Terry O'Hearn, Janice Street

Honourable Mention: Ellen Chassé, Tony DeLuca, Lynn dion, Cherie Fish, Mitch Gosselin, Diane Holmes, Dan Jones, Ed Luinstra, Craig Maskell, Terry O'Hearn, Alex Roussakis, Jim Shields, Janice Street

Tony DeLuca

Ed Luinstra

Cherie Fish

Mitch Gosselin

Cari Hauraney

Janice Street

Terry O'Hearn

Mitch Gosselin

Darrell Larose

Cherie Fish

Cherie Fish

Terry O'Hearn

Print Competition #1

Topic - Decay

Award of Excellence: René Bastien, Dennis Cartwright, John Dolson, Kate Grierson, Marinka Ryan, Richard Quesnel, Simon Gardner

Honourable Mention: René Bastien, Dennis Cartwright, Tony Deluca, John Dolson, Diane Holmes, Richard Quesnel, Alex Roussakis, Marinka Ryan, Simon Gardner

Dennis Cartwright

Dennis Cartwright

John Dolson

Kate Grierson

Marinka Ryan



Richard Quesnel

René Bastien

Ri chard Quesnel



Richard Quesnel

Simon Gardner

René Bastien

Marinka Ryan

Simon Gardner

Marinka Ryan

Print Competition #1

Topic - Open

Award of Excellence: René Bastien, Dennis Cartwright, John Dolson, Kate Grierson, Marinka Ryan, Richard Quesnel, Simon Gardner

Honourable Mention: René Bastien, Dennis Cartwright, Tony Deluca, John Dolson, Diane Holmes, Richard Quesnel, Alex Roussakis, Marinka Ryan, Simon Gardner,

Simon Gardner

Richard Quesnel

Susan Allenby

Simon Gardner

Susan Allenby

Susan Allenby

Richard Quesnel

Gary Thayer

Slide Competition #2



Marinka Ryan

Topic - Mirrors and Reflections

Award of Excellence: Carolyn Andrews, Michele Baddoo, Cherie Fish, Simon Gardner, Douglas Harvey, Dan Jones, Marinka Ryan

Honourable Mention: Rebecca Anderson, René Bastien, Marcelo Candena, Gabriel Di Fruscio, Ellen Chassé, Cherie Fish, Peter Frank, Mitch Gosselin, Kate Grierson, Dan Jones, Amy Kagerer, John Law, Terry O'Hearn, Richard Quesnel, Kevin Reynolds, Julie Rolliinson, Alex Roussakis, Marinka Ryan, Janice Street

Topic - Open

Award of Excellence: Amy Kagerer, Julie Rollinson

Honourable Mention: Michele Baddoo, Tony DeLuca, Catherine Gardner, Mitch Gosselin, Amy Kagerer, Darrell Larose, John Law, Claire Lepage, Julie Rollinson, Gary Thayer

Carolyn Andrews

Cherie Fish

Amy Kagerer

Julie Rollinson

Marinka Ryan



Marinka Ryan

Simon Gardner

Michele Baddoo

Douglas Harvey